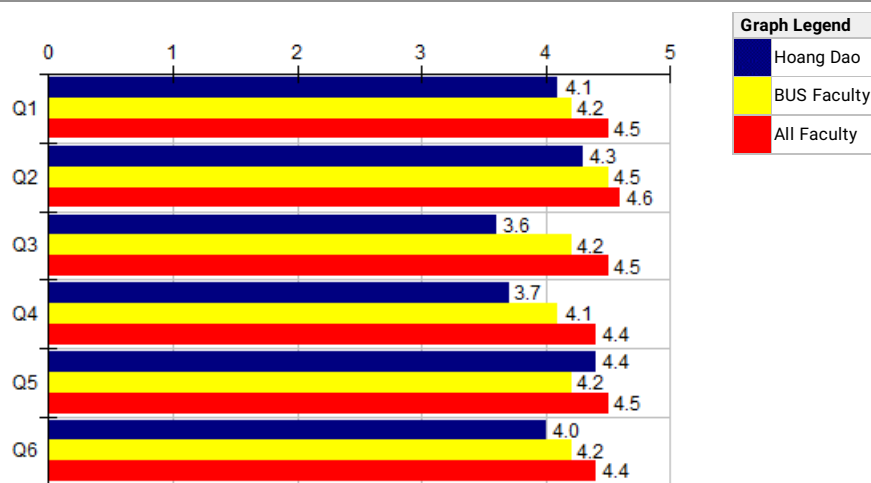


**Standard Courses (SP22) Survey
2021 16 (2022)**

**Berry College
BC**

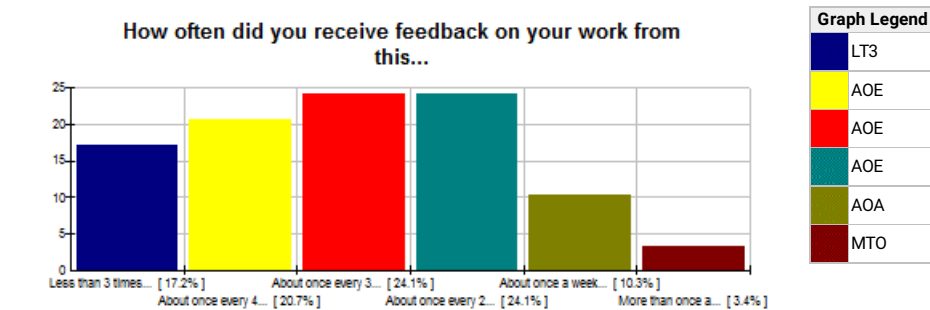
Course:	BUS 211 A - Business Statistics	Department:	BUS
Responsible Faculty:	Hoang Dao	Responses / Expected:	29 / 29 (100%)



Standard Instructor (V15) Standard Instructor Evaluation, Part 1		Hoang Dao												--- Survey Comparisons ---					
		Responses					Individual							BUS			All		
		SD	D	NAN	A	SA	N	Mean	Med.	Mode	Low	High	Std Dev	N	Mean	Pct Rnk	N	Mean	Pct Rnk
Q1	My instructor was concerned about the students' success in this course.	0	4	2	11	12	29	4.1	4	5	2	5	1.01	163	4.2	25	5.7K	4.5	17
Q2	My instructor tended to be well prepared for each class meeting.	0	1	2	12	14	29	4.3	4	5	2	5	.76	162	4.5	35	5.7K	4.6	23
Q3	My instructor encouraged student participation (e.g., questions and discussion) in this course.	3	5	4	7	10	29	3.6	4	5	1	5	1.38	163	4.2	15	5.7K	4.5	3
Q4	My instructor was typically clear in her or his presentation of the course material.	0	7	4	10	8	29	3.7	4	4	2	5	1.12	162	4.1	15	5.7K	4.4	11
Q5	My instructor was typically available to consult with me outside the classroom.	0	0	3	12	14	29	4.4	4	5	3	5	.67	163	4.2	80	5.7K	4.5	33
Q6	Overall, my instructor did a good job teaching this course.	0	4	4	9	12	29	4.0	4	5	2	5	1.05	163	4.2	25	5.7K	4.4	18

Responses: [SD] Strongly Disagree=1 [D] Disagree=2 [NAN] Neither Agree nor Disagree=3 [A] Agree=4 [SA] Strongly Agree=5
Pct Rnk: Percentile Rank (100 is best, calculated vs. precise Mean)

Category Instructions: Please consider the feedback that you received from your instructor in this course. This can include exam and quiz scores, comments written on papers or assignments, or any other way in which your instructor evaluated your work and gave you some form of feedback.

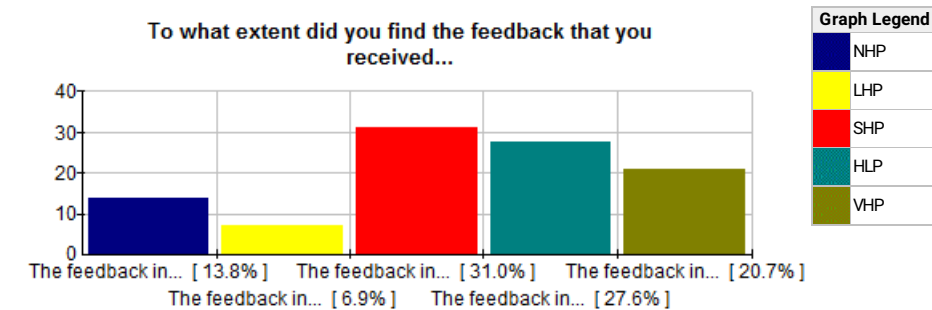


Standard Instructor (V15) Standard Instructor Evaluation, Part 2		Hoang Dao												--- Survey Comparisons ---						
		Responses						Individual						BUS			All			
														N	Mean	Pct Rnk	N	Mean	Pct Rnk	
		LT3	AOE	AOE	AOE	AOA	MTO	N	Mean	Med.	Mode	Low	High	Std Dev	N	Mean	Pct Rnk	N	Mean	Pct Rnk
Q7	How often did you receive feedback on your work from this instructor?	5	6	7	7	3	1	29	3.0	3	3,4	1	6	1.36	163	3.2	35	5.7K	4.1	13

Responses: [LT3] Less than 3 times during the semester=1
[AOE] About once every 4 weeks (3-4 times during the semester)=2
[AOE] About once every 3 weeks (5-6 times during the semester)=3
[AOE] About once every 2 weeks (7-8 times during the semester)=4
[AOA] About once a week (about 14 times during the semester)=5
[MTO] More than once a week=6

Pct Rnk: Percentile Rank (100 is best, calculated vs. precise Mean)

Category Instructions: Please consider the feedback that you received from your instructor in this course. This can include exam and quiz scores, comments written on papers or assignments, or any other way in which your instructor evaluated your work and gave you some form of feedback.




Standard Instructor (V15) Standard Instructor Evaluation, Part 2		Hoang Dao												--- Survey Comparisons ---					
		Responses					Individual							BUS			All		
		NHP	LHP	SHP	HLP	VHP	N	Mean	Med.	Mode	Low	High	Std Dev	N	Mean	Pct Rnk	N	Mean	Pct Rnk
Q8	To what extent did you find the feedback that you received from your instructor helpful as you worked to master the course material?	4	2	9	8	6	29	3.3	3	3	1	5	1.27	162	3.8	5	5.7K	4.1	11

Responses: [NHP] The feedback in this course was not at all helpful. =1
[LHP] The feedback in this course was not very helpful. =2
[SHP] The feedback in this course was somewhat helpful. =3
[HLP] The feedback in this course was helpful. =4
[VHP] The feedback in this course was very helpful. =5

Pct Rnk: Percentile Rank (100 is best, calculated vs. precise Mean)

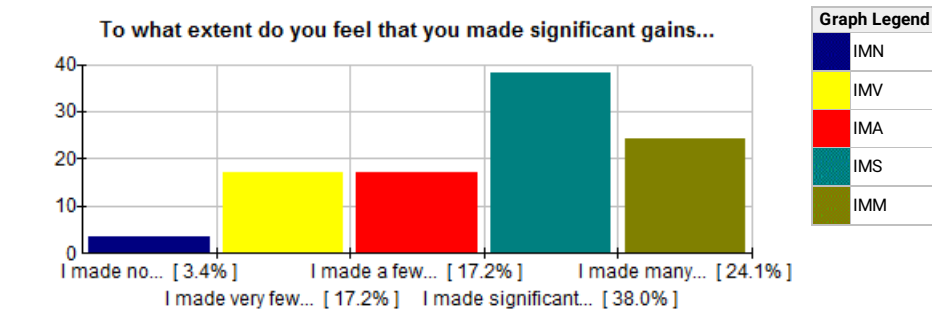
Category Instructions: Please respond to the following:



Standard Course (V15) Standard Course Evaluation, Part 1		BUS 211 - A												--- Survey Comparisons ---					
		Responses					Course							BUS			All		
		SD	D	NAN	A	SA	N	Mean	Med.	Mode	Low	High	Std Dev	N	Mean	Pct Rnk	N	Mean	Pct Rnk
Q9	The graded work in this course (e.g., exams and papers) was consistent with the content of the course that was presented (e.g., textbooks, in-class activities, and lectures).	1	3	6	10	9	29	3.8	4	4	1	5	1.09	147	4.2	17	5.6K	4.4	9
Q10	Overall this was a valuable course.	0	4	6	9	10	29	3.9	4	5	2	5	1.04	147	4.1	6	5.6K	4.3	15

Responses: [SD] Strongly Disagree=1 [D] Disagree=2 [NAN] Neither Agree nor Disagree=3 [A] Agree=4 [SA] Strongly Agree=5
Pct Rnk: Percentile Rank (100 is best, calculated vs. precise Mean)

Category Instructions: Please consider how much you have learned in this course. This includes the concepts covered in the class and any professional skills that are associated with this area of study.

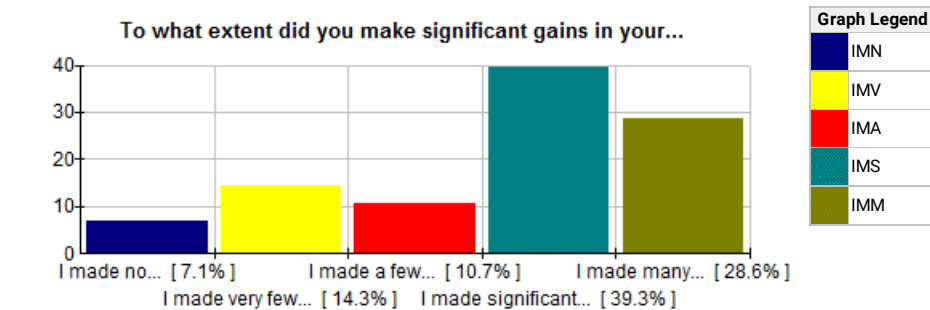


Standard Course (V15) Standard Course Evaluation, Part 2		BUS 211 - A												--- Survey Comparisons ---					
		Responses					Course							BUS			All		
		IMN	IMV	IMA	IMS	IMM	N	Mean	Med.	Mode	Low	High	Std Dev	N	Mean	Pct Rnk	N	Mean	Pct Rnk
Q11	To what extent do you feel that you made significant gains in your understanding of the concepts explored in this class?	1	5	5	11	7	29	3.6	4	4	1	5	1.13	147	3.9	17	5.6K	4.2	12

Responses: [IMN] I made no significant gains in my understanding. =1
[IMV] I made very few significant gains in my understanding. =2
[IMA] I made a few significant gains in my understanding. =3
[IMS] I made significant gains in my understanding. =4
[IMM] I made many significant gains in my understanding. =5

Pct Rnk: Percentile Rank (100 is best, calculated vs. precise Mean)

Category Instructions: Please consider how much you have learned in this course. This includes the concepts covered in the class and any professional skills that are associated with this area of study.



Standard Course (V15) Standard Course Evaluation, Part 2		BUS 211 - A												--- Survey Comparisons ---					
		Responses					Course							BUS			All		
		IMN	IMV	IMA	IMS	IMM	N	Mean	Med.	Mode	Low	High	Std Dev	N	Mean	Pct Rnk	N	Mean	Pct Rnk
Q12	To what extent did you make significant gains in your intellectual development? This might include critically reading, critically thinking about issues raised in class, identifying patterns in data, writing documents, lab skills, or working with others.	2	4	3	11	8	28	3.7	4	4	1	5	1.23	145	3.9	17	5.6K	4.1	18

Responses: [IMN] I made no significant gains in my intellectual development. = 1
[IMV] I made very few significant gains in my intellectual development. = 2
[IMA] I made a few significant gains in my intellectual development. = 3
[IMS] I made significant gains in my intellectual development. = 4
[IMM] I made many significant gains in my intellectual development. = 5




Pct Rnk: Percentile Rank (100 is best, calculated vs. precise Mean)












Q13 - As best you can, please estimate the average number of hours per week that you spent doing work for this class outside the classroom. This would include reading, studying, writing, or any other activity relevant to the class.

















Instructions: Please consider how much you have learned in this course. This includes the concepts covered in the class and any professional skills that are associated with this area of study.










Response Rate: 96.55% (28 of 29)
















1	atleast 2 or 3 hours doing excel a week	
2	Maybe 5 hours per week if we had homework.	
3	I did no outside work in the first half of the semester. Starting in mid March, I would say about 5 hours a week were spent on the project that was due at the end of the semester.	
4	About 2 hours a week	
5	About 1 hour every two weeks for the homeworks, about 15 hours the final project.	
6	8	
7	6	
8	5	
9	5 Hours	
10	4	
11	4	
12	4	
13	4-5 hours per week.	

14	4 hours	
15	3	
16	3-5 hours	
17	3+	
18	3 hours	
19	2	
20	2	
21	2	
22	2-3	
23	2 hours	
24	2 hours a week	
25	2 Hours on average	
26	10	
27	10 hours a week	
28	1-2 hours on a regular week for the test was about 4-5 hours for the presentation, I'm 5 hours and counting	

Q14 - Please describe the strengths of this course and the instructor(s). Try to be specific and give examples (e.g., textbook and other course materials, classroom activities, evaluations).		
Instructions: Please consider how much you have learned in this course. This includes the concepts covered in the class and any professional skills that are associated with this area of study.		
Response Rate:	93.10% (27 of 29)	
1	very knowledgeable instructor	
2	lots of excel	
3	learning how to use excel	
4	Your sarcasm is hilarious and step by step excels are very helpful.	
5	The teacher was always available outside of class.	
6	The study guide for the test is a good review	
7	The lecture was very disjointed at times, but HD is very intelligent. The Excel homework seemed very disconnected from the rest of the course material.	
8	The instructor was always willing to meet, and help but the class was difficult if you skipped a day and he went over the material very fast.	
9	The course material was relevant to the exams.	
10	The course was very upfront and an enjoyable course. It was a little challenging but Professor Hoang Dao helped.	
11	So let me be honest I took this course with the old professor and had to withdraw. HD is amazing! I actually learned valuable information in this course. He was kind and considerate everytime I wen to his office hours. I felt like he truly wanted to see me succeed! I cannot praise him enough!	

12	Professor is very good at giving feedback and helping us through the material. He helped me understand it and was very helpful in office hours.	
13	Learning excel is very important for your future in business.	
14	It was very much individually-led, as in we took what we told in class and applied it into our project.	
15	In class teaching and quick email responses	
16	I would say the strength in this class would be the information gained from excel. I learned a lot about how to use it.	
17	I really enjoyed this class, the statistics (lecture) part was very similar to the material learned in MAT 111, so it felt a bit repetitive. But I really liked the Excel Workshops, I had a baseline understanding of Excel but this class showed me new functions and things. Even though this class is required, I'm glad I took it.	
18	I like all the hands on Excel we do and I feel more comfortable using the software.	
19	I have made great improvements when it has come to my skills on excel	
20	His knowledge of excel is very high and does a good job explaining	
21	He is very knowledgeable and willing to help. I really love how he knows what he's talking about and doesn't just rely on reading off PowerPoint like other teachers.	
22	He did a good job of preparing us for the test.	
23	HD seems to really know what he is talking about. I have never had an instructor write lessons up on the board the entire time.	
24	HD is an outstanding professor. He was always prepared for class. He provided a ton on valuable information regarding excel.	
25	HD is an excel wiz and I appreciate and admire his Excel skills and even me being certified I learned more.	
	His tolerance for stupid questions being asked about things he just said is awesome. I love the Excel projects.	
26	HD is a great professor, he knows all of his material and truly is a stats king. He is always helpful, and teaches excel functionalities very well.	
27	Excel	

Q15 - What recommendations would you suggest for improving this course and/or instruction?		
Instructions: <i>Please consider how much you have learned in this course. This includes the concepts covered in the class and any professional skills that are associated with this area of study.</i>		
Response Rate:	86.21% (25 of 29)	
1	nothing	
2	more interaction with students during lectures. Create powerpoint slides	
3	less homework	
4	change project at end of course	
5	The communication gap is hard sometimes. I really like his energy and appreciate his willingness to help, but find it hard to communicate with him sometimes.	
6	Take a second to let the students read the board, since HD tends to stand in the way of his own writing. Try to be more mindful of when the class ends.	
7	Spend more time on excel its far more valuable than the other material.	
8	Powerpoint	
9	Post video instruction of the Excel Homeworks to go back on and learn from.	

	POWERPOINTS!	
10	It was so hard to follow along all of the math notes in class when your handwriting is messy and you erase many of the notes quickly. Also homework besides excel is so so necessary even if it is optional homework. I felt like I never could never practice anything I was learning because I only had half of the notes and there was no problems I could solve. When we had our first exam I was confused because I didn't even remember learning all of that except for in my previous statistics class.	
11	None	
12	N/a	
13	More in class activities	
14	Maybe get the homework back faster.	
15	I would suggest simply doing the excel. The lectures felt kind of pointless when we knew how to do it in the excel.	
16	I would suggest the instructor be more clear when lecturing. He would straight up just write things in class and it seemed like he went at a pace where he would understand it and then move on. It was hard to keep up because it was very fast paced. Probably having homework assignments each week that were simpler than the excel assignments that tested us on the material in class than just having excel assignments that applied the stuff from class.	
17	I would spend more time reviewing what is on the homework.	
18	I recommend explaining the concepts rather than just writing down formulas on the board. This class was extremely confusing, and I felt like it was mainly due to the teaching style of the class. The concepts weren't too difficult to understand, but still needed to be explained, which is not what happened in this course. It felt like I had to teach myself the content.	
19	I just want more Excel homework, I want this whole class to be on Excel.	
20	I don't know where to begin. Maybe I just never would have grasped the material with any instructor, but I just couldn't understand anything he was trying to teach.	
21	I definitely see room for improvement in the teaching style, but that will come with experience.	
22	He went a little fast maybe slow down and help us understand better	
23	Going slower when doing the excel.	
24	Go over excel Homeworks slower, and post homework instructions sooner.	
25	Course done well	